

SURFACE-MOUNTED
Horizontal


CP0016H-I
Polypropylene
White finish



CP0016HCSB-I
Polypropylene /Stainless steel
Matte black finish



CP0016HCS-I
Polypropylene /Stainless steel
Satin finish

General Description

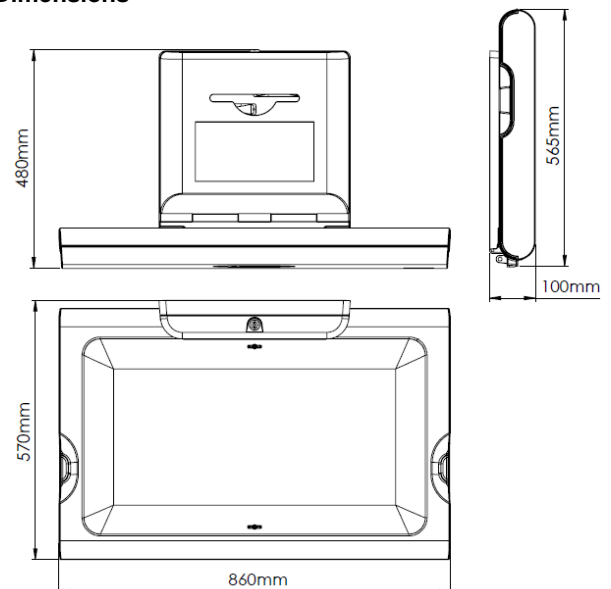
- Surface-mounted baby changing stations made of bacterial-resistant polypropylene and with stainless steel AISI 304 exterior (CP0016HCS and CP0016HCSB).
- BabyMedi® changing stations offer a very high level of safety and cleanliness being the ideal solution for public spaces such as, shopping centers, airports, public buildings, childcare centres, etc. Models suitable for high traffic facilities with high strength and durability.
- Their trendy and stylish design, allow these baby changing stations to blend into any space perfectly.
- Biocote® antimicrobial additive, based on ion silver technology, is embedded into its own surface, promoting an easy cleaning and reducing the growth of odor causing and staining microbes.
- Ionizer ("Ion Hygienic" technology) that neutralizes virus and bacteria thanks to the negatively charged particles (anions) it emits, helping to maintain the baby changing station free of these harmful microorganisms for the baby health. **The effectiveness of the ionizer, against virus and bacteria, has been tested and approved by TÜV Rheinland (Microbiological Test Report number 60329708-001).**
- BabyMedi® baby changing stations are supplied (inside the packing box) with child protection straps made of nylon.
- A pair of bag hooks (one at the right side and the other one at the left) help to keep personal belongings close and at hand.
- BabyMedi® units fully comply with the EN 12221-1 and EN 12221-2 standards that require baby changing stations be able to support a 50 Kg static load test during one hour. Moreover, units tested in our own laboratories have withstood loads over 100 kg.

Components and materials

- **CP0016H-I:** surface-mounted baby changing station made of polypropylene in white finish with ionizer.
- **CP0016HCSB-I:** surface-mounted baby changing station made of polypropylene and with a stainless steel AISI 304 exterior, in matte black finish with ionizer.
- **CP0016HCS-I:** surface-mounted baby changing station made of polypropylene and with a stainless steel AISI 304 exterior, in satin finish with ionizer.
- **BED:** with a 1,900 cm² contoured changing surface area is made of polypropylene in white finish with Biocote® antimicrobial additive embedded into its own surface, promoting an easy cleaning and reducing the growth of odor causing and staining microbes.
- **LINER DISPENSER:** with lock is made of polypropylene and holds approximately 80 bed liners, minimizing operator refills and discouraging potential vandalism.
- **OPEN/CLOSE MECHANISM:** concealed from the user's view, it consists of a pair of reinforced hinges and a pneumatic cylinder, ensuring high durability and a smooth opening and closing of the baby changing station.

Technical Specifications

Dimensions	L:860 x W:100 (closed)/ 570 (open) x H:480 mm
Weight (empty)	12.4 Kg (CP0016H-I) 16.0 Kg (CP0016HCS-I & HCSB-I)
Liner dispenser capacity	80 units
Recommended installation height	800 mm at lowest point
Recommended installation height (handicapped)	700 mm at lowest point

Dimensions


Dimensions: ±4%

Components and materials (continuation)

- **MOUNTING CHASSIS:** made of steel with a cataphoresis treatment. The corresponding mounting hardware is supplied, making very easy the installation of the unit to the wall.
- **FRONTAL CHASSIS:** (CP0016HCS and CP0016HCSB) made of one-piece AISI 304 stainless steel, 0.8 mm thick, fixed to the bottom of the bed by means of 4 bolts and 4 nuts, always concealed from the user's view, without joints or edges to ensure the user's safety, a better cleaning and an easy blending with other satin-finish accessories in the washroom.
- **IONIZER:** neutralizes virus and bacteria from the baby changing station surfaces through negative ions (anions), making the BabyMedy more hygienic and healthier. Our ionizer has been tested and approved by TÜV Rheinland (Test Report number 60329708-001).

EFFECTIVENESS OF THE IONIZER (ION HYGIENIC TECHNOLOGY)

According to the microbiological test report number 60329708-001 carried out by TÜV Rheinland Germany, the effectiveness against virus and bacteria of the ionizer assembled ⁽¹⁾ into the BabyMedy is the following:

5.3 Ergebnisse Babywickelstation - Mitte (mit Einschalten des Ionengenerators) / results baby changing station – center (with switching on the ionen generator)

Testkeime / test germs	Anlieferungs- zustand / delivery status [KBE/100cm ²] / [CFU/100cm ²]	t ₀ [KBE/100cm ²] / [CFU/100cm ²]	t _{15min.} [KBE/100cm ²] / [CFU/100cm ²]	Reduktion nach 15 min. / reduction after 15 min.*	t _{2h} [KBE/100cm ²] / [CFU/100cm ²]	Reduktion nach 2 h / reduction after 2 h*
<i>A. niger</i> DSMZ 1957	88	> 400	6	> 98,5 %	0	> 99,9%
<i>P. pinophilum</i> DSMZ 1944	50	> 400	1,1 x 10 ²	> 72,5 %	1,1 x 10 ²	> 72,5 %
<i>C. albicans</i> DSMZ 1386	63	> 400	0	> 99,9%	0	> 99,9%
<i>S. aureus</i> DSMZ 799	31	> 400	0	> 99,9%	0	> 99,9%
<i>E. coli</i> DSMZ 1576	13	> 400	2,1 x 10 ²	> 47,5 %	6	> 98,5 %

* Berechnung der Reduktion = $\frac{\text{Anfangswert} - \text{Endwert}}{\text{Anfangswert}} \times 100 /$

calculation of reduction = $\frac{\text{initial value} - \text{end value}}{\text{initial value}} \times 100$

(1) Ionizer is delivered as an optional component.

OPERATION

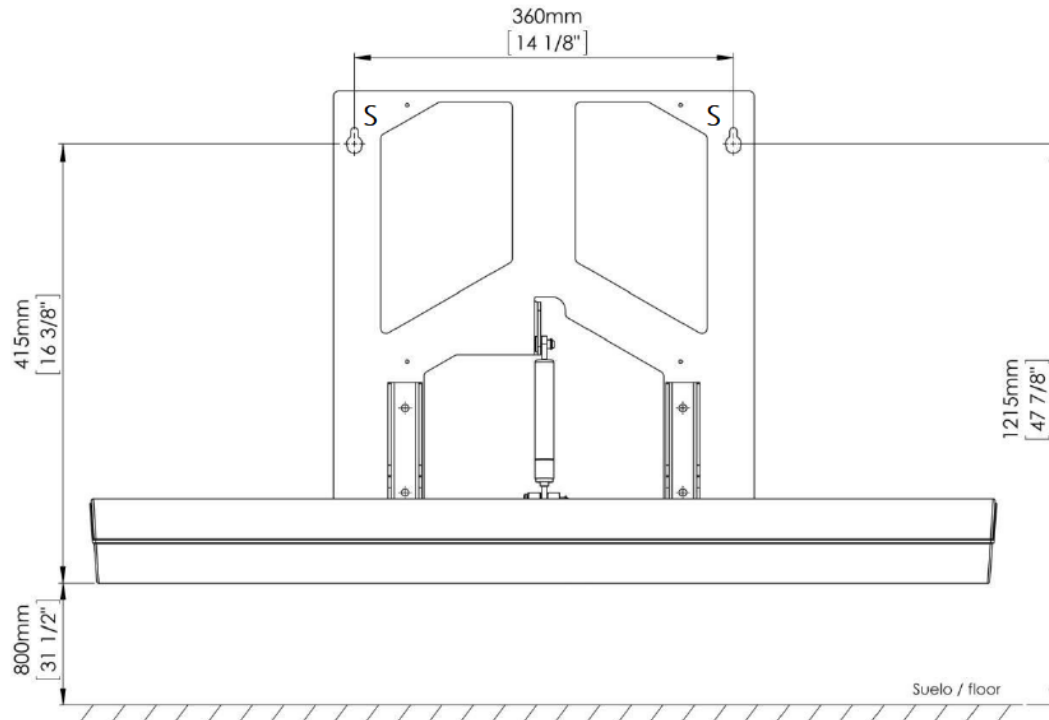
Open the BabyMedy® baby changing station. Place the baby in the centre of the bed and change your baby's diapers. Close the BabyMedy® station.

Under no circumstance should the baby be left unattended at any time on top of the baby changing station in order to avoid injury from falling or slipping.

Type 1 baby changing station with the purpose to be used from the children birth up to the age of 12 months and up to a weight of 11 Kg, in accordance with the manufacturer's instructions for use.

MOUNTING

Fix the mounting chassis on the wall using the provided screws through the mounting chassis holes (points indicated by an "S" in the figure below) and **always following, step by step, the detailed instructions contained in the "Installation and safety instructions manual"**, provided with the unit.



Warning: to ensure that the unit works properly and safely it must be installed according to the Mediclinics instructions supplied with the BabyMedi®.

The fixing systems supplied with this changing station are not suitable for installation on plasterboard or hollow walls. In order to install the unit on this type of wall, fastening anchors and tools specific for plasterboard or hollow walls must be used.

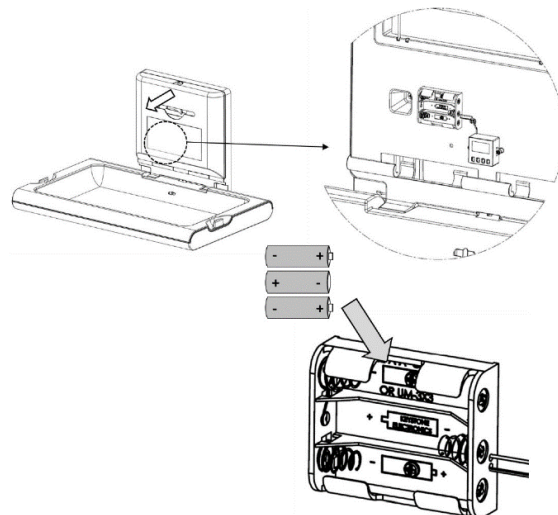
Due to the problems posed by installations on this type of walls, with regard to fixing, it is recommended that the installation is carried out by technicians specialized in installations on this type of walls. **Mediclinics is not responsible for the installation of its changing stations on plasterboard or hollow walls.**

INSTRUCTIONS FOR INSTALLING IONIZER BATTERIES

- Open the liner dispenser door.
- Install 3x AA/LR6 alkaline batteries paying attention to the correct polarity.
- Close the liner dispenser door.

Caution!!!

- Use only alkaline batteries AA/LR6 type.
- Do not mix batteries (old and new or different battery types).
- Exhausted batteries should be disposed properly.
- If the appliance is to be stored unused for a long period, remove the batteries.
- Do not short circuit the battery lid contacts.



CERTIFICATIONS AND HOMOLOGATIONS




Mediclinics, S.A., reserves the right to make changes and/or modifications to the products and their specifications without prior notice.
 Reviewed 03-22 © mediclinics S.A.



BABY CHANGING STATIONS

Recessed kit for BabyMedi horizontal baby changing stations



KT0016HCS
Satin finish



KT0016HCSB
Matte black finish

General description

- Kit to recess the BabyMedi horizontal baby changing station to the wall.
- This kit to recess the BabyMedi horizontal baby changing station allows the changing table to be completely flush with the wall once it is closed, not taking up unnecessary space and thus allowing the creation of more open spaces free of obstacles.
- Possibility of combining finishes between the kit for recess and the baby changing station.
- Maximum robustness and vandal-proof design.
- Excellent integration and aesthetic level.

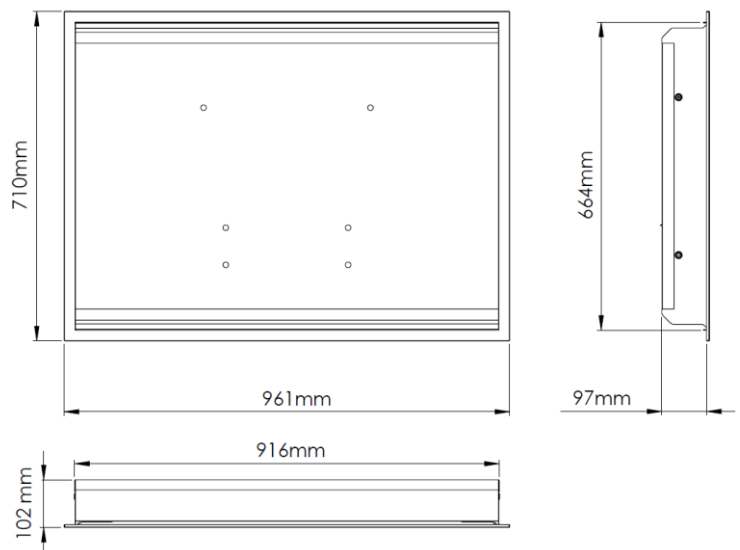
Components and materials

- **KT0016HCS:** kit for recessing into the wall the BabyMedi horizontal baby changing stations CP0016HCS or CP0016HCSB by Mediclinics. Made of AISI 304 stainless steel with a satin finish.
- **KT0016HCSB:** kit for recessing into the wall the BabyMedi horizontal baby changing stations CP0016HCS or CP0016HCSB by Mediclinics. Made of AISI 304 stainless steel with a matte black finish.
- **WALL BOX:** 0.8 mm thick, made of AISI 304 stainless steel with satin finish (KT0016HCS) or matt black finish (KT0016HCSB), with 4 Ø 6.5 mm side holes to fix the changing table to the hole in the wall.
- **FRAME:** integrated into the same wall box, 0.8mm thick, made of AISI 304 stainless steel with a satin finish (KT0016HCS) or a matte black finish (KT0016HCSB).
- **SCREWS:** for wall mounting are not included. It is recommended the use of stainless steel screws and specific for the type of wall where the installation will be made.

Technical specifications

Dimensions	961 x 710 x 102 mm
Wall hole dimensions	880 x 648 x 99 mm
Wall box thickness	0,8 mm
Frame thickness	0,8 mm
Net weight	6,3 Kg

Dimensions

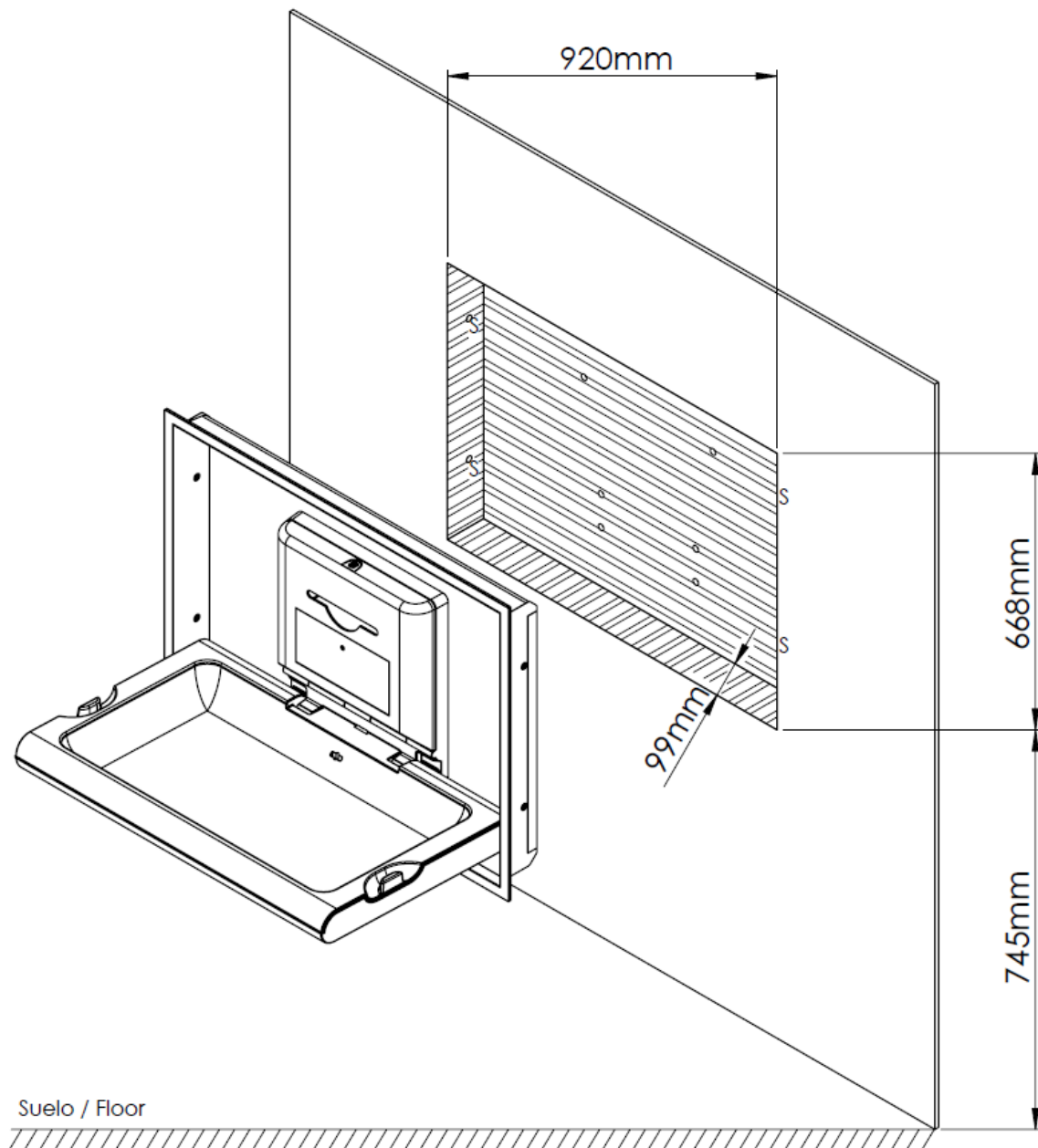


Dimensions: ± 4%

Mounting

Recommended height distance from the floor

Fix the kit with the most suitable screws for the type of wall, through the holes on the side of the mounting chassis, to the wall, at the points indicated with an "S" in the following figure and always following, step by step, the mounting instructions you will find in the "Installation and Assembly Manual" provided with the unit.



When installing the recessed kit, keep in mind that the bottom of the changing table must be at a height of approximately 800 mm from the ground.

Warning: Before installation please refer to the supplied installation manual as to ensure the unit will function properly and safely, it must be installed in accordance with these instructions.

Mediclinics, S.A., reserves the right to make changes and/or modifications to the products and their specifications without prior notice.

Review: 07-23

© mediclinics S.A.

